

ASTORIA

TRAVEL TRAILERS



Sense of belonging.



Dutchmen[®]
THE SOUL OF RVING

Each new day brings wonderment. The opportunity to discover something new. To pursue your dreams and fill your soul. This is the Soul of RVing.



MORE STANDARD FEATURES MORE VALUE

Everything we put into our innovative floorplans are designed to maximize storage and comfort. We don't stop there, to ensure peace of mind after the purchase we have the industry's best RV warranty, 100% pre-delivery inspection, and the leader in parts and service. While other manufacturers offer features as options, we prefer to make those same features standard.

We've built a reputation for bringing RV owners more standard features for less money for over 25 years, and it's a reputation we plan to keep.



100% Pre-Delivery Inspection

At Dutchmen, quality is standard. Every single RV that comes off the line receives its own pre-delivery inspection—a thorough 253-point check to ensure accurate measurements, as well as fully-functional electronics and components.



The Industry's Best RV Warranty

Our industry-best 3 Year Warranty means you don't have to wrangle over the details. We deliver value by clearly outlining the major components we back for the first three years.



The Leader In Parts & Service

Replacement parts. Routine checkups. Expert advice. We've got it all covered. When only the best RV services will suffice, our industry-leading parts and service department is ready to help you get back on the road—and stay there longer than ever before.

Tow Vehicle Disclaimer. CAUTION: Owners of Dutchmen recreational vehicles are solely responsible for the selection and proper use of tow vehicles. All customers should consult with a motor vehicle manufacturer or their dealer concerning the purchase and use of suitable tow vehicles for Dutchmen products. Dutchmen disclaims any liability or damages suffered as a result of the selection, operation, use or misuse of a tow vehicle. DUTCHMEN'S LIMITED WARRANTY DOES NOT COVER DAMAGE TO THE RECREATIONAL VEHICLE OR THE TOW VEHICLE AS A RESULT OF THE SELECTION, OPERATION, USE OR MISUSE OF THE TOW VEHICLE. REFERENCE DUTCHMEN MANUFACTURING OWNERS MANUAL FOR LIMITED WARRANTY DETAILS. © 2022 Dutchmen 09-01-2022-Astoria



Dutchmen®

35TH ANNIVERSARY

Dutchmen began in 1988, this model year we are celebrating our 35th Anniversary. Our long term success comes from never losing focus on our core mission “We work for the customer”.

At Dutchmen we build a variety of floorplans to meet the needs of your family and lifestyle. More people than ever before are embracing the RV lifestyle, whether they are full timers, weekend warriors or just want to take the road less traveled and boondock. With more standard features than its competitors and a focus on quality, value, and design, you will feel at home from the first moment.

Everything we put into our Astoria is designed not only to help you hit the road in comfort and style, but to also help you make memories with family, friends, and fellow travelers along the way.

You will have peace of mind knowing we have OVER 300 Strong Nationwide Dealer Network across North America and our industry-leading service center in Goshen, Indiana. So rest assured no matter where your travels take you, the best-resourced RV manufacturing company in the world is behind you all the way.

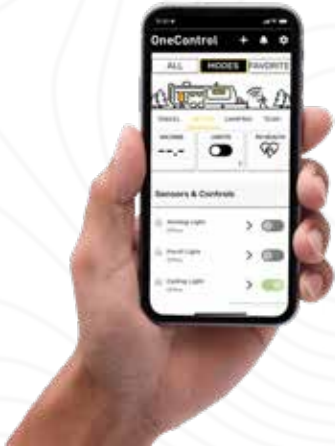
As each new day unfolds and limitless adventure awaits, Rving is about immersing yourself in laughter and storytelling with family and friends around the campfire. For 35 years Dutchmen has been in the business of making memories. This is the Soul of the RV.

35 YEARS ANNIVERSARY PACKAGE

STANDARD ON EVERY FLOORPLAN



The SOLO ONE Control allows complete control over many of your RV's most important functions through a mobile app. From awnings and lighting to water tanks, and more with just a touch of a button.



SAFETY

Receive custom notifications regarding your RV maintenance reminders and system status.



CONTROL

Conveniently control your lighting, slide-outs, and awnings from the palm of your hand.



ALERTS

Receive system status, low battery voltage, and tank levels.

KEYLESS ENTRY



REAR MONITOR BACK UP CAMERA



SLIDE-OUT TOPPERS



ON-DEMAND TANKLESS WATER HEATER



Destination: Astoria. Astoria is your retreat encompassing amenities for the upmost comfort.



- **Upgraded Kitchen** - residential appliances, high rise faucet, stainless steel farm style sink, pull out kitchen trash can, pantry, coffee hutch with pop up power station.
- **Solid Entry Steps** - Aluminum steps deliver a sound platform for stability while being easy to expand and store away.
- **Massive Panoramic Windows** - Large frameless dual pane windows for scenic views from your slide out windows.
- **Power Plus Package** - power stabilizer jacks, power tongue jack, power awning.
- **All-Weather Thermal Package** - fully enclosed and forced-heated underbelly that delivers cold-weather campers with two layers of insulation and enclosed gate valves. With this kind of protection for your RVs vital components, your vacation plans don't have to be confined to the summer.
- **First Class Construction** - fully welded aluminum framing and vacuum bonded exterior with is superior to other processes, ensuring the integrity of the Astoria.



To see more features,
visit [dutchmen.com](https://www.dutchmen.com)

Standard features in every floor plan.



Power Tongue Jack



Power Stabilizer Jacks



Dual 20lb Propane Tanks



Motion Sensor LED Lighting



50 AMP



Prepped for WIFI 4G LTE





**FEEL AT HOME FROM
THE FIRST MOMENT.**



Interior Features:


Astoria's modish interior provides a sense of tranquility with every detail carefully attended to ensures quality and functionality for the sojourn.

- Arched Interior Ceiling
- High Rise Pull-Out Faucet w/ Sprayer
- 8 cu. ft. RV Gas/Electric Refrigerator /10 cu. ft. 12V
- One-Piece Kitchen Countertops
- Stainless Steel Appliances
- Full Wall Acrylic Backsplash
- Kitchen Countertop
- Extensions (Select Models)
 - Convertible U-Shaped Dinette
 - 30" Glass Fireplace
 - 40" LED TV
 - Theater Seating/Tri-Fold Sleeper Sofa
 - King Sized Bed w/ Gas Struts
 - Pop Up Power Station w/ Wireless Charging
- Roller Shades
- 36" Pocket Doors *
- HOME Series Interior Design Custom Collection
- On-Demand Tankless Water Heater
- Solo Command Operating System
- Washer/Dryer Prep* (n/a 2203RB, 3202BH)

*Select Floorplans



Bayport



Lexington



Flooring



Woodgrain



Countertop



Choose how your next adventure unfolds.

Astoria offers a variety of layouts to fit your lifestyle.



ASTORIA TRAVEL TRAILER 2203RB
Length: 26' 10" **Weight:** 5,661 lbs.
Sleeps: 2-4 **Hitch:** 735 lbs. **Height:** 11' 5"



ASTORIA TRAVEL TRAILER 2703RB
Length: 31' 11" **Weight:** 6,431 lbs.
Sleeps: 2-4 **Hitch:** 867 lbs. **Height:** 11' 5"



ASTORIA TRAVEL TRAILER 2903BH
Length: 33' 9" **Weight:** 6,941 lbs.
Sleeps: 4-6 **Hitch:** 804 lbs. **Height:** 11' 2"



ASTORIA TRAVEL TRAILER 2913FK
Length: 31' 11" **Weight:** 7,212 lbs.
Sleeps: 2-4 **Hitch:** 1,066 lbs. **Height:** 11' 5"

*Length is defined as the distance from the centerline of hitch pin/coupler to rear bumper of trailer.

**Our weights represent how most units are built, inclusive of many commonly-ordered options.

***Fresh water capacity includes water heater capacity.

DISCLAIMER: Product information is as accurate as possible as of the date of brochure publication. All features, floor plans and specifications in this brochure are subject to change without notice. Please consult Dutchmen's website at www.Dutchmen.com for current product information and specifications.



All info & specs are for units manufactured after 09/3/2022



ASTORIA

Choose how your next adventure unfolds.

Astoria offers a variety of layouts to fit your lifestyle.



ASTORIA TRAVEL TRAILER 3203BH

Length: 36' 10" Weight: 7,768 lbs.

Sleeps: 2-4 Hitch: 993 lbs. Height: 11' 3"



ASTORIA TRAVEL TRAILER 3313RL

Length: 36' 11" Weight: TBD

Sleeps: 2-4 Hitch:TBD Height: 11' 5"

*Length is defined as the distance from the centerline of hitch pin/coupler to rear bumper of trailer.

**Our weights represent how most units are built, inclusive of many commonly-ordered options.

***Fresh water capacity includes water heater capacity.

DISCLAIMER: Product information is as accurate as possible as of the date of brochure publication. All features, floor plans and specifications in this brochure are subject to change without notice. Please consult Dutchmen's website at www.Dutchmen.com for current product information and specifications.



All info & specs are for units manufactured after 09/3/2022

Astoria Travel Trailer Specifications

Floorplan	Weights (lbs)			Tanks (Gallons)			Dimensions	
	Shipping Weight	Hitch Weight	Carrying Capacity	Fresh Water Capacity	Waste Water Capacity	Gray Water Capacity	Exterior Length	Exterior Height
2203RB	5,661	735	3,139	44	39	78	26' 10"	11' 5"
2703RB	6,431	867	2,369	44	39	78	31' 11"	11' 5"
2903BH	6,941	804	1,859	44	39	78	33' 9"	11' 2"
2913FK	7,212	1,066	2,468	44	39	78	33' 11"	11' 5"
3203BH	7,768	993	1,912	44	39	39	36' 10"	11' 3"
3313RL	TBD	TBD	TBD	50	39	78	36'11"	11'5"

*Length is defined as the distance from the centerline of hitch pin/coupler to rear bumper of trailer.

**Our weights represent how most units are built, inclusive of many commonly-ordered options.

***Fresh water capacity includes water heater capacity.

DISCLAIMER: Product information is as accurate as possible as of the date of brochure publication. All features, floor plans and specifications in this brochure are subject to change without notice. Please consult Dutchmen's website at www.Dutchmen.com for current product information and specifications.



All info & specs are for units manufactured after 09/3/2022



ASTORIA



CRAFTED FOR
MOMENTS




Exterior Features:

The road to your destination isn't always easy that's why the Astoria offers amenities to make traveling uncomplicated.

- Tinted Safety Glass Windows
- Fiberglass Cap w/ Windshield
- Outside Speakers w/ TV Bracket
- Large Tinted Windows
- Pass Thru Storage
- 2" Receiving/Towing Hitch
- Vacuum Bonded Lamination
- HyperDeck Composite Flooring
- Premium Folding Entry Step
- Exterior Spray Port
- Heated and Enclosed Underbelly
- Battery Disconnect
- Undermount Spare Tire
- Aluminum Rims
- Black Tank Flush
- Keyless Entry
- Slide-out Toppers
- Rear Camera




 To see more features, visit dutchmen.com

See the DUTCHMEN® Construction Advantage.

We put a great amount of thought into every RV we design and build. From strong frames, to sturdy walls and insulation, we build every RV to take you on many adventures to come.


Laminated Walls

- 1 Fiberglass Exterior Panel
- 2 Lauan Wall Backing
- 3 Aluminum Frame with Block Foam Insulation
- 4 Lauan Interior Wall Panel




Floor Structure

- 1 Linoleum Flooring
- 2 HyperDeck Composite Floor Decking
- 3 Aluminum Frame with Block Foam Insulation and Heat Duct
- 4 HyperDeck Composite Floor Decking
- 5 Steel Powder-Coated Main I-Beam Frame
- 6 Fully Enclosed Underbelly



Insulated Reinforced Front Cap

- 1 Lauan Interior Panel
- 2 Aluminum Frame with Fiberglass Insulation
- 3 Fiberglass Front Cap



 To see more features, visit dutchmen.com



Make the DUTCHMEN® Connection.

Connect with other RVers in the Dutchmen community. Sharing adventures is a great way to get inspired and get on the road. Gather 'round our social media campfires with us—and be sure to follow us so we can share with you!

dutchmen.com



Visit us online to see all the Dutchmen brands, innovative models, and spacious floor plans.

CONTACT SALES: 574.537.0600

PO BOX 2000 | 2164 CARAGANA COURT | GOSHEN, IN 46527