

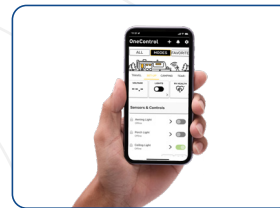
Soul of the RV

Whether a weekend getaway or an extended season, the Aspen Trail will renew your spirit. With more standard features and a focus on quality, value, and design, find your soul of the RV.



35 YEARS ANNIVERSARY PACKAGE

Solo OneControl



On-Demand Tankless Water Heater



Slide-Out Toppers




Rear View Monitor Camera



35th Anniversary Package N/A 17 Series


INTERIOR DECORS



i To learn more visit our website dutchmen.com


See the DUTCHMEN® Construction Advantage.

We put a great amount of thought into every RV we design and build. From strong frames, to sturdy walls and insulation, we build every RV to take you on many adventures to come.



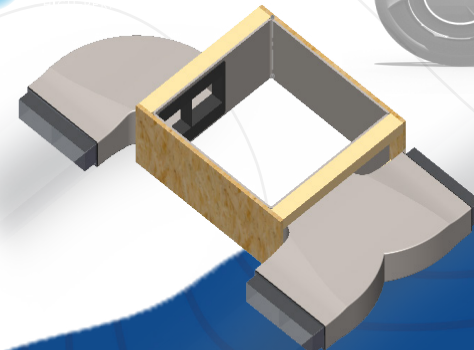

Durable Roof Structure

- 1 TPO Roof - Lifetime Warranty
- 2 3/8" Decking
- 3 Fiberglass Insulation
- 4 Lauan Interior Panel



Insulated Structure

- 1 Metal Exterior Panel
- 2 Wood Frame with R7 Thermal Insulation
- 3 Lauan Interior Panel



Blade Air Flow System

This design reduces air turbulence and noise accelerating airflow with duct elbows and wyes that feature enlarged inlets and narrow as they push cooled air from the AC through the length of the ducting.

(On Ducted AC Models Only)

Length is defined as the distance from the centerline of hitch pin/coupler to rear bumper of trailer. **Our weights represent how most units are built, inclusive of many commonly-ordered options. ***Fresh water capacity includes water heater capacity.

DISCLAIMER: Product information is as accurate as possible as of the date of brochure publication. All features, floor plans and specifications in this brochure are subject to change without notice. Please consult Dutchmen's website at www.Dutchmen.com for current product information and specifications. Tow Vehicle Disclaimer: CAUTION: Owners of Dutchmen recreational vehicles are solely responsible for the selection and proper use of tow vehicles. All customers should consult with a motor vehicle manufacturer or their dealer concerning the purchase and use of suitable tow vehicles for Dutchmen products. Dutchmen disclaims any liability or damages suffered as a result of the selection, operation, use or misuse of a tow vehicle. DUTCHMEN'S LIMITED WARRANTY DOES NOT COVER DAMAGE TO THE RECREATIONAL VEHICLE OR THE TOW VEHICLE AS A RESULT OF THE SELECTION, OPERATION, USE OR MISUSE OF THE TOW VEHICLE. REFERENCE DUTCHMEN MANUFACTURING OWNERS MANUAL FOR LIMITED WARRANTY DETAILS. © 2022 Dutchmen 11-01-22-Aspen Trail LE-Printed in U.S.A MY2023

MORE STANDARD FEATURES MORE VALUE THIS IS THE SOUL OF RVING

We've built a reputation for bringing RV owners more standard features for less money for more than 35 years, and it's a reputation we plan to keep.



100% Pre-Delivery Inspection



The Industry's Best RV Warranty



The Leader in Parts & Service



Dutchmen
35TH ANNIVERSARY

Dutchmen began in 1988, this model year we are celebrating our 35th Anniversary. Our long term success comes from never losing focus on our core mission "We work for the customer".

Everything we put into our Aspen Trail is designed to help you make memories with family, friends, and fellow travelers along the way.

Your Dealer

PO BOX 2000 | 2164 CARAGANA COURT | GOSHEN, IN 46527 | SALES 574.537.0600

www.dutchmen.com

Visit us online to see all the Dutchmen brands, innovative models and spacious floor plans.



Travel Trailers

Make Every Journey Your Own



ASPEN TRAIL LE

- **Aspen Trail Power Package** - Aspen Trail Power Stabilizers, Power Awning and Power Tongue Jack make setting up and breaking down your campsite a breeze.
- **Large Pass Through Storage** - Carry more camping gear and personal belongings with you.
- **Larger Interior Height** - 82" interior height allows for more head room and storage.

INTERIOR FEATURES:

- Residential Queen Bed w/Storage*
- Pleated Shades Throughout
- Fireplace in ALL Slide-out Models*
- LED Interior Lighting
- 10 cu. ft. 12V Refrigerator w/ 8 cu. ft. Gas/Electric Option
- 3 Burner Range *
- Oven*
- ABS Shower Surround
- Jackknife Sofa w/Footrest (N/A 21RD, 25BH)*
- Galley Sink w/ High Rise Faucet
- Full Extension Drawer Guides Throughout
- Over Sized Windows
- Blackout Night Shades Throughout
- AM/FM/MP3 Player
- No Carpet
- Hinged Entertainment Center w/Hidden Pantry*
- Home Series Interior Design Collection

EXTERIOR FEATURES:

- Front/Rear Stabilizer Jacks
- Power Tongue Jack
- Power Awning w/ LED Lights
- Battery Disconnect Switch
- Friction Hinge Entry Door
- Roof Solar & Inverter Prep
- 60,000 BTU On-Demand Tankless Water Heater
- Black Tank Flush
- Magnetic Baggage Door Catches
- Spare Tire
- High Output Furnace
- 30 Amp Power Cord
- 35 Amp Converter
- 15,000 BTU Roof Mount A/C (slide-out models)*



*N/A 1860RK, 1950BH, 1980BH

* Not all features available on Single Axle Models

Standard features in every floorplan



ASPEN TRAIL LE 21RD
Length: 25' 5" Weight: 4,270 lbs. Sleeps: 4-6
Hitch: 528 lbs. Height: 10' 11"



ASPEN TRAIL LE 25BH
Length: 28' 8" Weight: 4,824 lbs. Sleeps: 6-8
Hitch: 496 lbs. Height: 10' 6"



ASPEN TRAIL LE 26BH
Length: 30' 8" Weight: 5,719 lbs. Sleeps: 7-9
Hitch: 810 lbs. Height: 11' 1"



ASPEN TRAIL LE 29DB
Length: 33' 3" Weight: 6,524 lbs. Sleeps: 4-6
Hitch: 771 lbs. Height: 11' 3"



ASPEN TRAIL LE 29BH
Length: 33' 3" Weight: 6,458 lbs. Sleeps: 7-9
Hitch: 818 lbs. Height: 11' 3"



ASPEN TRAIL LE 29BB
Length: 33' 10" Weight: 6,404 lbs. Sleeps: 4-6
Hitch: 817 lbs. Height: 11' 3"



ASPEN TRAIL LE 1950BH
Length: 23' 5" Weight: 3,882 lbs. Sleeps: 4-5
Hitch: 511 lbs. Height: 9' 11"



ASPEN TRAIL LE 1980BH
Length: 23' 5" Weight: 4,396 lbs. Sleeps: 4-5
Hitch: 616 lbs. Height: 10' 9"



17 Series



ASPEN TRAIL LE 17BH
Length: 21' 5" Weight: 3,069 lbs. Sleeps: 3-4
Hitch: 396 lbs. Height: 9' 2"

INTERIOR FEATURES:

- 20,000 BTU Furnace
- 8,000 BTU A/C
- 3.3 cu. ft. 12V Refrigerator
- LED Interior Lighting
- 2 Burner Range
- Microwave
- Galley Sink w/ High Rise Faucet
- Night Shades Throughout
- 40" Booth Dinette

EXTERIOR FEATURES:

- Power Awning
- Rear Stabilizer Jacks
- Bumper w/Sewer Hose Storage
- 6 gal. LP Water Heater w/DSI
- 20 lb. LP Bottle
- 30 Amp Power Cord
- 35 Amp Converter



Visit dutchmen.com for 360 views



SOLO ONEControl

The SOLO ONE Control allows complete control over many of your RV's most important functions through a mobile app. From awnings and lighting, water tanks, and more with just a touch of a button.



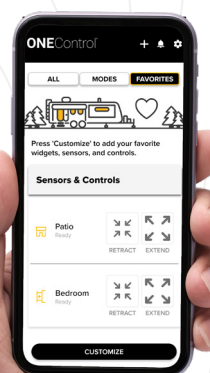
SAFETY
Receive custom notifications regarding your RV maintenance reminders and system status.



CONTROL
Conveniently control your lighting, slide-outs, and awnings from the palm of your hand.



ALERTS
Receive system status, low battery voltage, and tank levels.



*All information & specifications are for units manufactured after 10/15/2022

Not all features available on select floorplans. See Dealer for details.